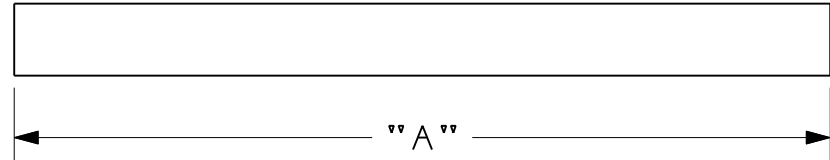
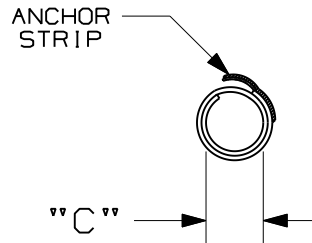



THIS COPY IS PROVIDED ON A RESTRICTED BASIS AND IS NOT TO BE USED IN ANY WAY DETRIMENTAL TO THE INTERESTS OF PANDUIT CORP.

PMS*** - SNAP-ON PIPEMARKERS						
PART NUMBER	LENGTH "A" +/- .062	WIDTH "B" +/- .062	I.D. "C" +/- .062	PIPE/ CONDUIT OUTSIDE DIA. RANGE	MARKER PER PKG.	STD. PKG. QTY.
PMSCLL	3.0 (76.0)	4.0 (102.0)	0.44 (11.2)	0.50 (13.0)-0.75 (19.0)	5	1
PMSCLP	13.0 (330.0)	8.0 (203.2)	1.125 (28.6)	0.75 (19.0)-2.25 (57.0)	5	1
PMSCLN	17.0 (431.8)	12.0 (304.8)	1.5 (38.1)	2.25 (57.0)-3.25 (83.0)	5	1
PMSCLM	17.0 (432.0)	23.0 (585.5)	2.0 (50.8)	3.25 (83.0)-6.00 (152.0)	5	1

NOTE:
1. MILLIMETERS ARE IN ().



CAD FILENAME/LAYERS 100318BF-DC-C10943/01A

PANDUIT CORP. TINLEY PARK, ILLINOIS

CUSTOMER DRAWING
PRE-COILED CLEAR
SNAP-ON PIPEMARKER

UNLESS OTHERWISE SPECIFIED,
DIMENSIONAL TOLERANCES ARE:
(.X) ± .12 (XXX) ± .025
(.XX) ± .062 ANGLES ±

UNLESS OTHERWISE SPECIFIED,
ALL DIMENSIONS ARE GIVEN
IN INCHES, THIRD ANGLE PROJECTION.

DRAWN BY
RVU
DATE
9/27/11
CHK'D

MAT'L:
CLEAR POLYESTER
GMPET
GMSTRIP
GMY6

SCALE
NTS
DRAWING NO.
C10943
DWG
A
SIZE

REV	DATE	BY	CHK	DESCRIPTION	ECN	R	CUST	SUP
0	9/23/11	RVU		DRAWING RELEASE	6522	R		

RVU