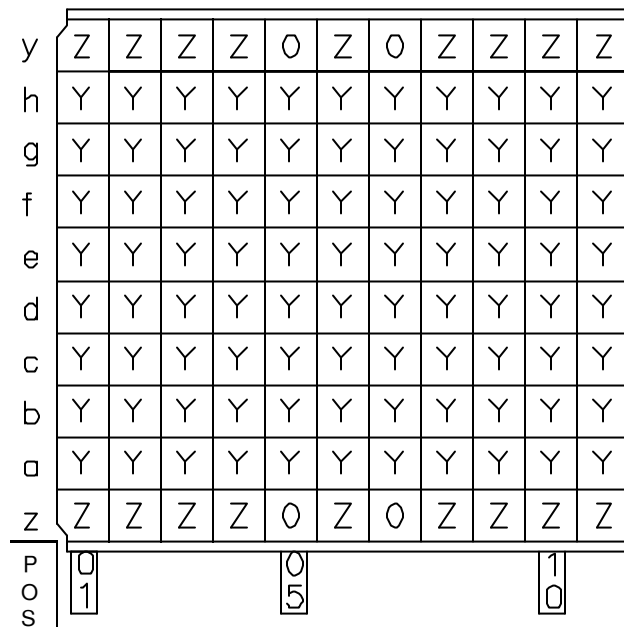
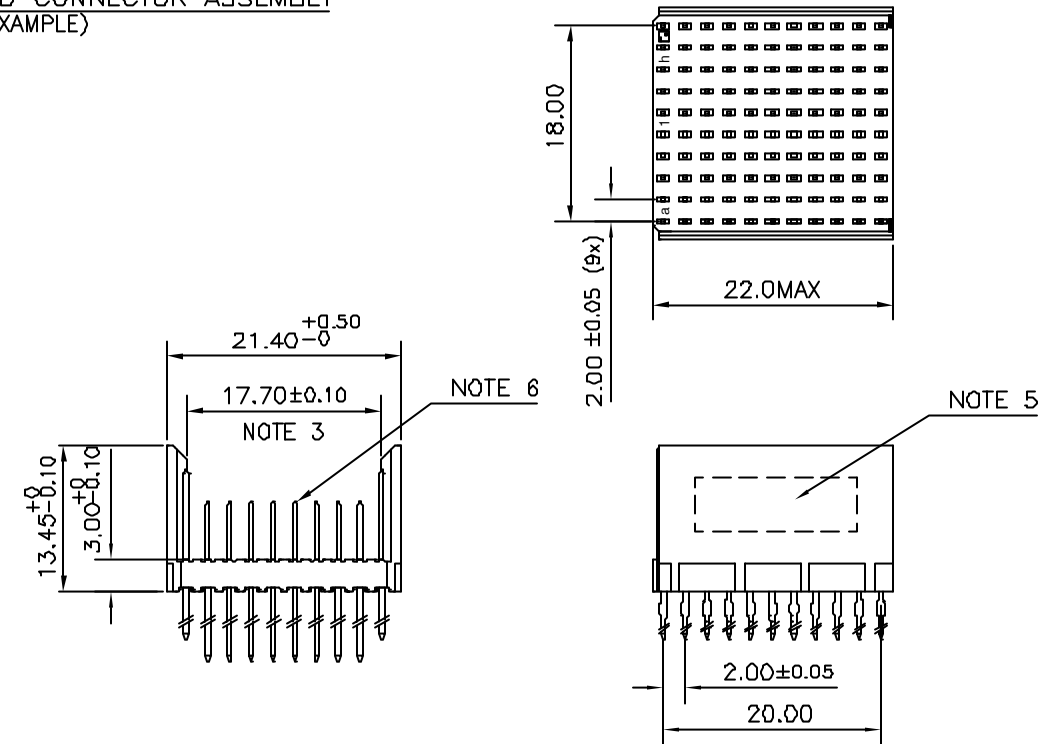


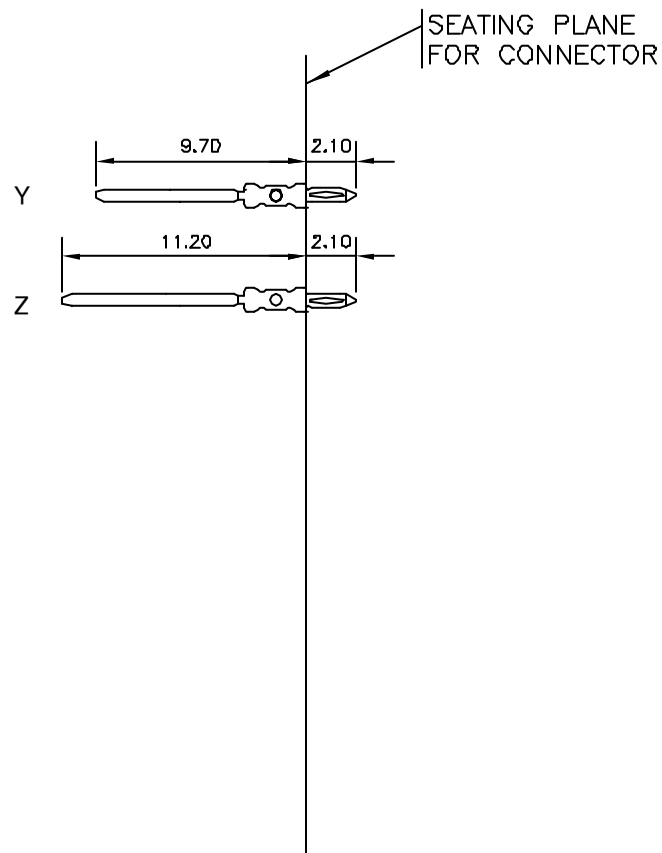
LOADING PATTERN MATING SIDE



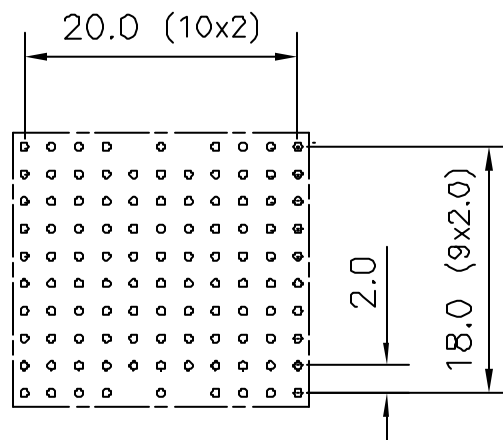
LOADED CONNECTOR ASSEMBLY
(FOR EXAMPLE)



CONTACT OVERVIEW



LAY-OUT P.C.B.-HOLE



HM2P84PZE125-^{LF} LEAD FREE INDICATOR : LF = LEAD FREE (DIGIT 15 & 16)
PLATING CODE (DIGIT 13 AND 14)
(REF DRW NO. BS,C , 201844 , 003)

NOTES

- THIS PRODUCT IS CSA APPROVED.
- THIS PRODUCT IS UL RECOGNIZED.
- MEASURED AT THE BOTTOM.
- MATERIAL CONTACT: PHOSPHORBRONZE
HOUSING: CREAM WHITE GLASS FILLED POLYESTER UL-94V0
- CONNECTOR PRINTED WITH P/N AND DATE CODE.
- FOR ACTUAL CONTACT LOADINGS, SEE LOADING PATTERN MATING SIDE.
- SHAPE OF CONNECTOR HOUSING CAN ALTER DEPENDING ON PRODUCTION LOCATION
- THE PRODUCT (LF) MEETS EUROPEAN UNION DIRECTIVES AND OTHER COUNTRY REGULATIONS AS DESCRIBED IN GS-22-008
- FOR RECOMMENDED PTH DIMENSIONS REFER DRAWING : BS, A , 201572 , 001

CATALOG NO: HM2P84PZE125----

mat'l. code SEE NOTE 4				surface ISO 1302	tolerance ISO 406 ISO 1101	projection	product family MILLIPACS			
ltr	ecn no	dr	date	tolerances unless otherwise specified		MM	title			
A	I05-0274	MINI	2005-12-15	angles	linear		MPACS 8+2R STR HDR PF CONN TYPE F (SPECIAL MODULE)			
B	I06-0141	MINI	2006-08-08	0°±1°		scale	dwg no			
				dr	MINI K VANDANATH	2005-12-15	sheet 1 of 1			
				enr	BIJU K PAUL	2005-12-15	size			
				chr	BIJU K PAUL	2006-08-08	A3			
				appd	BIJU K PAUL	2006-08-08	type			
							Product Customer Drawing			
sheet index	revision sheet	B	1							