

AK-NORD
Germany
www.ak-nord.com



AK-DINRAIL-PS12/24

Quick installation guide

Thank you very much for purchasing an AK-Nord product!

This short description includes an overview of the first steps in using the AK-Nord products. It shows in which way you can easily and simply integrate our products in your infrastructure and establish the first connection to our products.

If you need help when implementing the AK-Nord products or if you have any further questions regarding individual settings, we will of course be at your disposal. Please do not hesitate to call us or send us an e-mail.



+49 (0) 4821 / 804035-0



service@ak-nord.de

We will be glad to help you in particular.

In addition we recommend you to thoroughly read the corresponding manual. Please observe all recommendations, remarks and warning notes in order to guarantee a proper function.



AK-NORD
 Germany
www.ak-nord.com



AK-DINRAIL-PS12/24

Power supply:




OUTPUT

Shield	
+ Power 12/24 VDC	
- Power 12/24 VDC	

INPUT

	~L 100-240 VAC
	~N 100-240 VAC




AK-NORD
Germany
www.ak-nord.com



AK-DINRAIL-PS12/24


Connections:



Output
12 / 24 volts
20 watt




Input
100-240 volts **AC**
0,38A



AK-DINRAIL-PS12/24

LED status display:



Power AC



Power DC