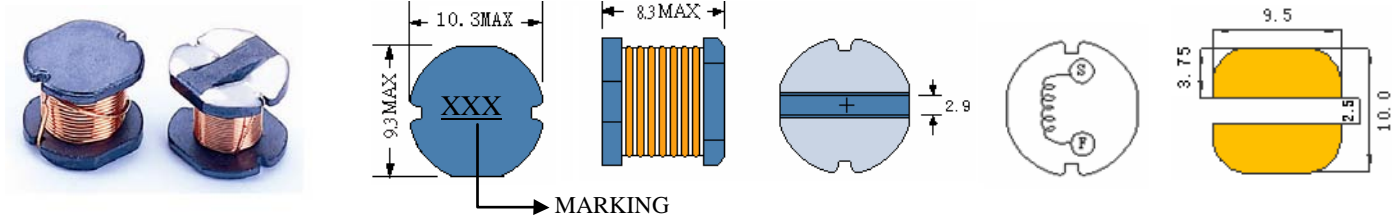


SC108

SMD POWER INDUCTORS



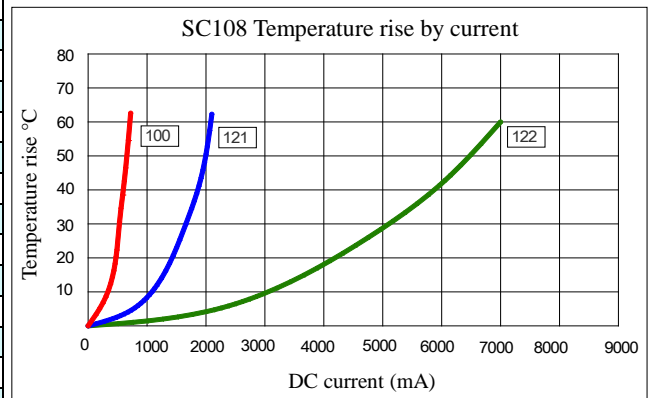
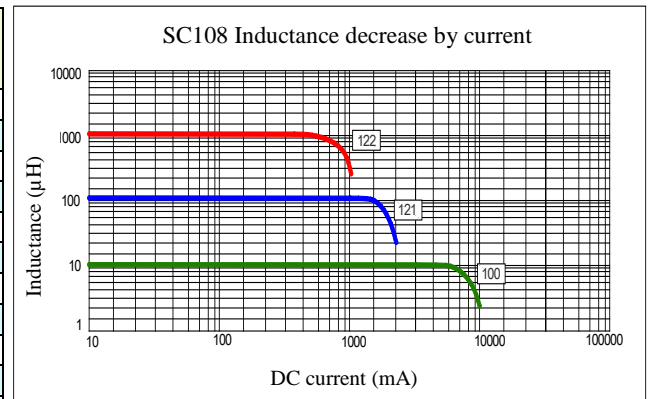
• Features

1. Open frame construction.



ELECTRICAL CHARACTERISTICS

Part Number	Inductance (uH) (1)	Test Frequency	DC Resistance (Ω MAX) (2)	Saturation Current ⁽³⁾ (A)	Temperature Current ⁽⁴⁾ (A)
SC108-100	10	2.52MHZ	36m	4.05	4.70
SC108-120	12	2.52MHZ	38m	3.60	4.45
SC108-150	15	2.52MHZ	40m	3.34	4.00
SC108-180	18	2.52MHZ	50m	3.05	3.50
SC108-220	22	2.52MHZ	60m	2.80	3.40
SC108-270	27	2.52MHZ	70m	2.50	3.30
SC108-330	33	2.52MHZ	80m	2.40	3.20
SC108-390	39	2.52MHZ	90m	2.20	2.90
SC108-470	47	2.52MHZ	0.11	2.00	2.60
SC108-560	56	2.52MHZ	0.12	1.90	2.40
SC108-680	68	2.52MHZ	0.15	1.80	2.30
SC108-820	82	2.52MHZ	0.19	1.60	2.00
SC108-101	100	1KHZ	0.23	1.50	1.80
SC108-121	120	1KHZ	0.32	1.40	1.50
SC108-151	150	1KHZ	0.37	1.30	1.43
SC108-181	180	1KHZ	0.42	1.20	1.32
SC108-221	220	1KHZ	0.44	1.00	1.14
SC108-271	270	1KHZ	0.55	0.95	0.93
SC108-331	330	1KHZ	0.60	0.90	0.90
SC108-391	390	1KHZ	0.67	0.80	0.80
SC108-471	470	1KHZ	0.88	0.70	0.75
SC108-561	560	1KHZ	1.04	0.65	0.73
SC108-681	680	1KHZ	1.18	0.60	0.72
SC108-821	820	1KHZ	1.38	0.50	0.70
SC108-102	1000	1KHZ	1.74	0.48	0.63
SC108-122	1200	1KHZ	1.92	0.45	0.54



- (1). Inductance tolerance $\pm 20\%$ tested at 0.25V, 0ADC and 25°C
- (2). DCR measured at 25°C.
- (3). The DC current at which the inductance decreases by 10% from its initial value.
- (4). The DC current that results in a 40°C temperature rise from 25°C ambient.

[Click here for QUANTITY PER REEL & PACKING INFORMATION](#)

Custom versions available upon request.