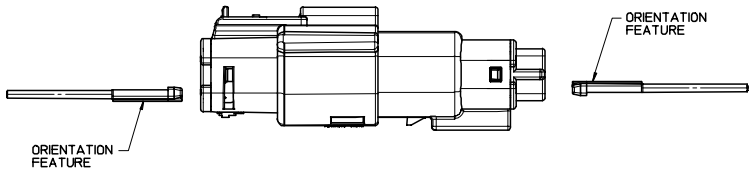
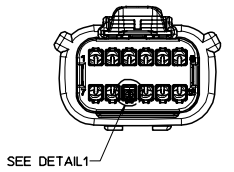
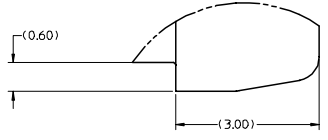
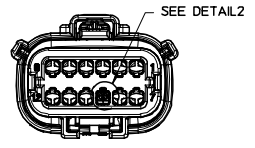


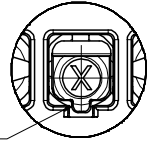
REAR VIEW FEMALE CONNECTOR ASSEMBLY



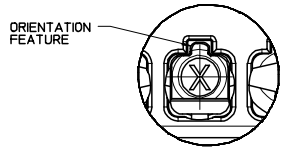
REAR VIEW MALE CONNECTOR ASSEMBLY



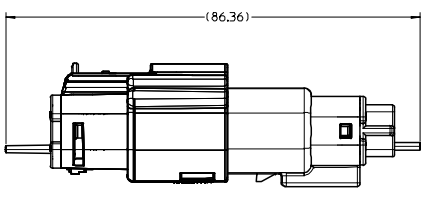
DETAIL B SCALE 20:1



DETAIL 1 SCALE 10:1
INSTALL SEAL PLUG INTO RECEPTACLE ASSEMBLY AS SHOWN ONLY SEE NOTE 7



DETAIL 2 SCALE 10:1
INSTALL SEAL PLUG INTO BLADE ASSEMBLY AS SHOWN ONLY SEE NOTE 7



VIEW SHOWING SEAL PLUG ASSEMBLED WITH MOLEX CONNECTORS SEE NOTE 5 SCALE 2:1

NOTES: UNLESS OTHERWISE SPECIFIED

1. MATERIAL: POLYESTER (PBT), GLASS FILLED.
2. MEETS USCAR 2, REV 3 SPECIFICATION.
3. SHALL CONFORM TO PRODUCT SPECIFICATION: PS-33471-000, PS-33472-000, PS-33476-000
4. SHALL CONFORM TO PACKAGING SPECIFICATION: PK-31300-438
5. MATES WITH MOLEX MX150 CONNECTORS 33471, 33481, 33472, 33482, 33476, 33486.
6. DO NOT USE SEAL PLUG IN A SHORTING BAR CAVITY LOCATION THAT IS MATED TO SHORTING BAR MALE TERMINAL P/N (31296-0008). A STUBBING CONDITION WOULD OCCUR.
7. SEAL PLUG WILL LOCK INTO HOUSING LOCKING FINGER WHEN INSTALLED IN PROPER ORIENTATION. USE PUSH, CLICK, PULL METHOD FOR INSTALLATION.
8. PLEASE REFER TO MX150 USER MANUAL FOR APPLICATION AND PROCESSING INFO AT WWW.MOLEX.COM.

ENTER DESCRIPTION EC NO: UAU2007-0167 DRAWN BY: HHS 2006/09/14 CHECKED BY: HHS 2006/09/14 APPR: SHARCEAU 2006/09/14	QUALITY SYMBOLS	GENERAL TOLERANCES (UNLESS SPECIFIED)		DIMENSION STYLE		SCALE	DESIGN UNITS	THIRD ANGLE PROJECTION		
	▼=0 ▽=0	4 PLACES ± --- ± ---	mm	INCH	MM ONLY		4:1	METRIC	Molex MOLEX INCORPORATED	TITLE MX150 CAVITY PLUG SEALED
		3 PLACES ± --- ± ---			DRAWN BY: MVANSLAM	DATE: 10/27/05				
		2 PLACES ± 0.10 ± ---			CHECKED BY: ABUTCHER	DATE: 10/27/05				
1 PLACE ± 0.3 ± ---			APPROVED BY: SHARCEAU	DATE: 10/27/05						
			ANGULAR ± 3 °							
	DRAFT WHERE APPLICABLE MUST REMAIN WITHIN DIMENSIONS		SIZE	343450001		DOCUMENT NO. SD-34345-001		SHEET NO. 1 OF 1		
THIS DRAWING CONTAINS INFORMATION THAT IS PROPRIETARY TO MOLEX INCORPORATED AND SHOULD NOT BE USED WITHOUT WRITTEN PERMISSION										