

**PART NUMBER:** EMT050400-P5P-KH

**DESCRIPTION:** switching power supply base unit for use with interchangeable input blades or ac power cord


## INPUT

rated input voltage	100 V ~ 240 V ac
input voltage range	90 V ~ 264 V ac
rated frequency	50~60 Hz
frequency range	47~63 Hz
rated input current	800 mA max.
inrush current	50 A max.
no load power consumption	0.5 W max.

## OUTPUT

output voltage	5 V dc at 4 A
output min. current	0 A
line regulation	2% max.
load regulation	4.5~5.5V
over current protection	auto recovery
short circuit protection	auto recovery
ripple voltage	80 mV max. (at 20 MHz bandwidth with 22 $\mu$ F/50V capacitance and 104/50V ceramic capacitor)
efficiency	meets Energy Star / CEC Level IV

## SAFETY & EMI

HI-POT	input to output	3000 V ac at 4 mA for 2 seconds
	input to case	3000 V ac at 4 mA for 2 seconds
insulation resistance	input to output	50 M $\Omega$ at 500 V dc
safety approvals	UL60950-1 (First Edition), CAN/CSA-C22.2 No.950.95, IEC60950-1:2001, EN60950-1:2001	
EMI standard	FCC part 15 class B, EN55022 (EN61000-3-2, 3), EN55024 (IEC61000-4--2, 3, 4, 6, 8, 11)	
RoHS compliant	yes	

## ENVIRONMENTAL

storage temperature	-20°C ~ +70° C
operating temperature	0°C ~ +40° C
storage humidity	10~95%
operating humidity	10~95%

## RELIABILITY

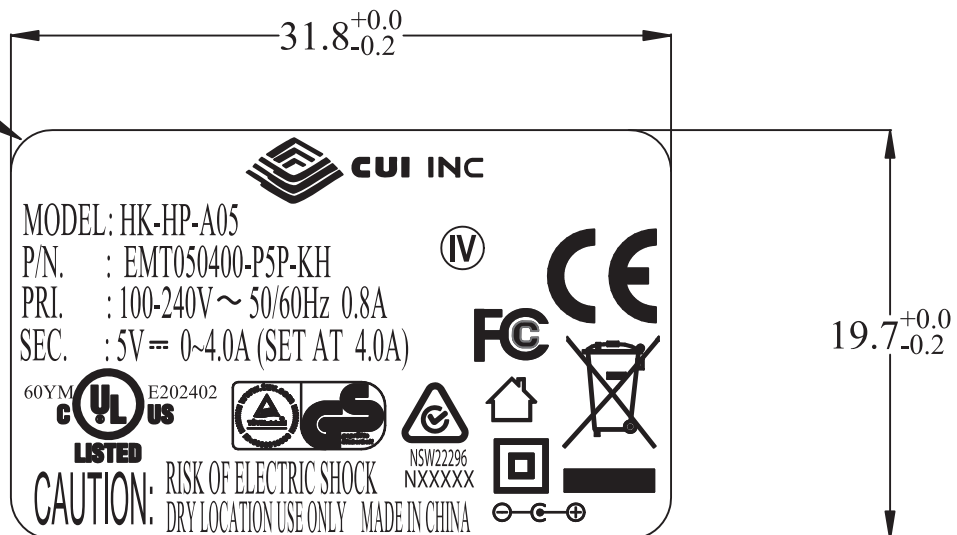
mean time before failure (MTBF)	MTBF of 50,000 hours at 25°C
burn-in test	2 hours at 40°C at full load

**PART NUMBER:** EMT050400-P5P-KH

**DESCRIPTION:** switching power supply base unit for use with interchangeable input blades or ac power cord

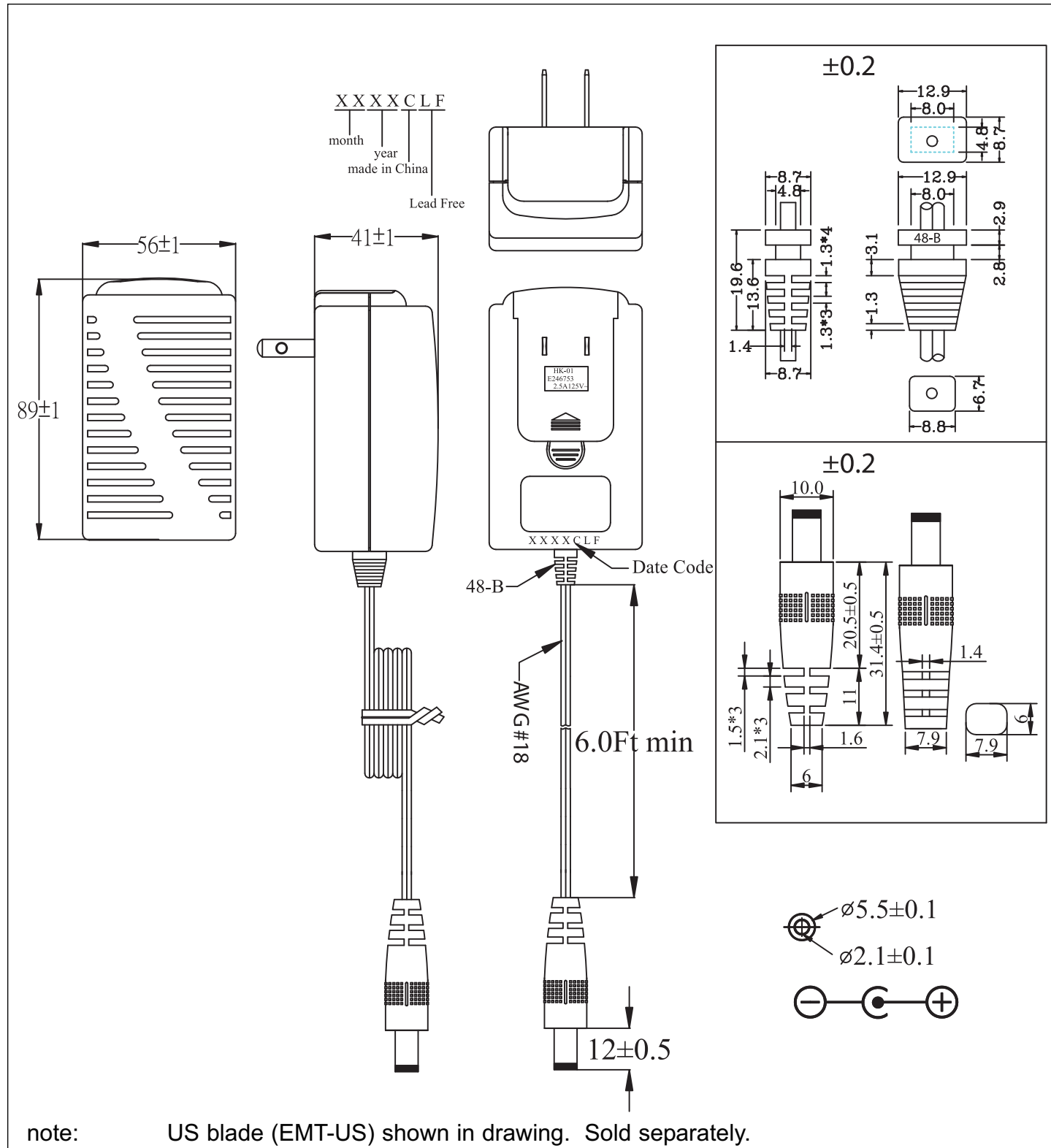
**LABEL**

0.2mm NAME-PLATE:SILVER CHARACTERS BLACK BACKGROUND.

**R2.0**


**PART NUMBER:** EMT050400-P5P-KH

**DESCRIPTION:** switching power supply base unit for use with interchangeable input blades or ac power cord

**MECHANICAL DRAWING**


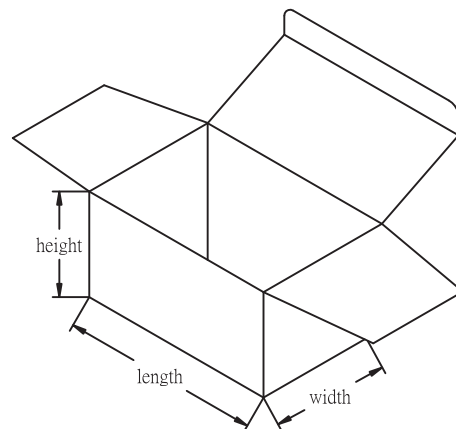
**PART NUMBER:** EMT050400-P5P-KH**DESCRIPTION:** switching power supply base unit for use with interchangeable input blades or ac power cord**INDIVIDUAL PACKAGING**

BOX

Length:145

Width:75

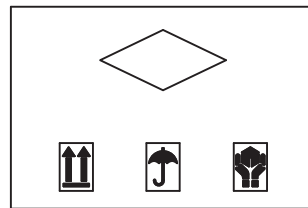
Height:65



**PART NUMBER:** EMT050400-P5P-KH

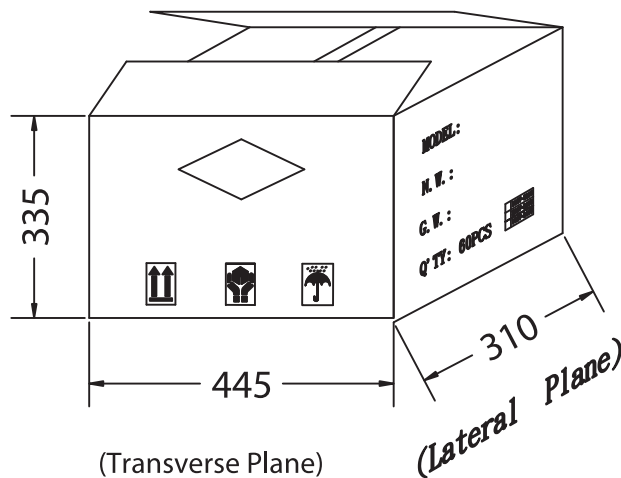
**DESCRIPTION:** switching power supply base unit for use with interchangeable input blades or ac power cord

**PACKAGING**



MODEL:  
N.W.:  
G.W.:  
Q'TY: 60PCS

	100V~120V
	200V~240V
	100V~240V



**PART NUMBER:** EMT050400-P5P-KH**DESCRIPTION:** switching power supply base unit for use with interchangeable input blades or ac power cord**ACCESSORIES (SOLD SEPARATELY)**

EMT-US (SOLD SEPERATELY)



EMT-AUS (SOLD SEPERATELY)



EMT-EU (SOLD SEPERATELY)



EMT-UK (SOLD SEPERATELY)

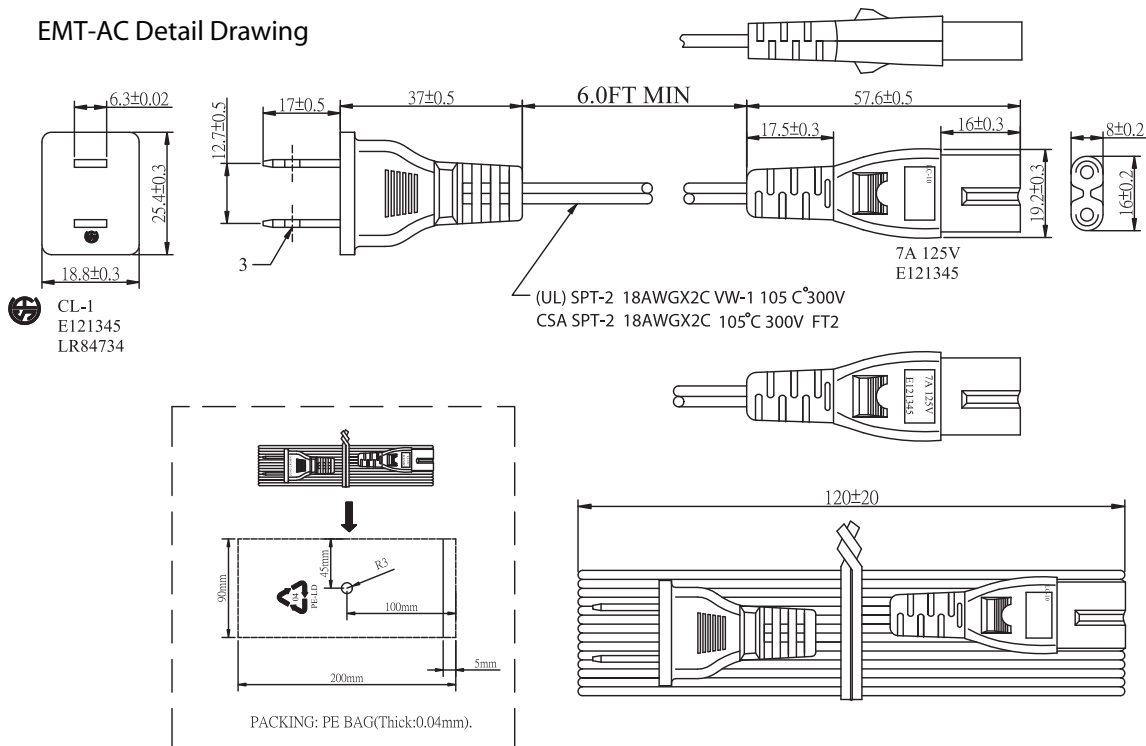
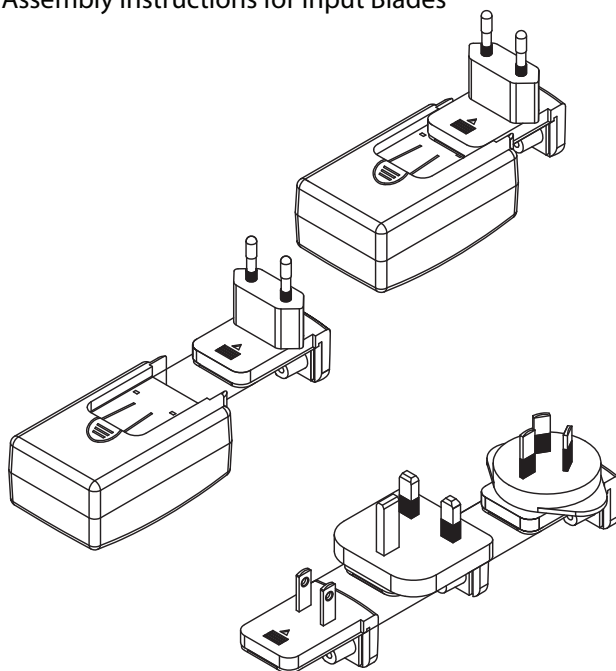


EMT-AC (SOLD SEPERATELY)



**PART NUMBER:** EMT050400-P5P-KH

**DESCRIPTION:** switching power supply base unit for use with interchangeable input blades or ac power cord

**ACCESSORIES (SOLD SEPARATELY)**
**EMT-AC Detail Drawing**

**Assembly Instructions for Input Blades**

**WARNING!**

Please do not insert the blade only.

