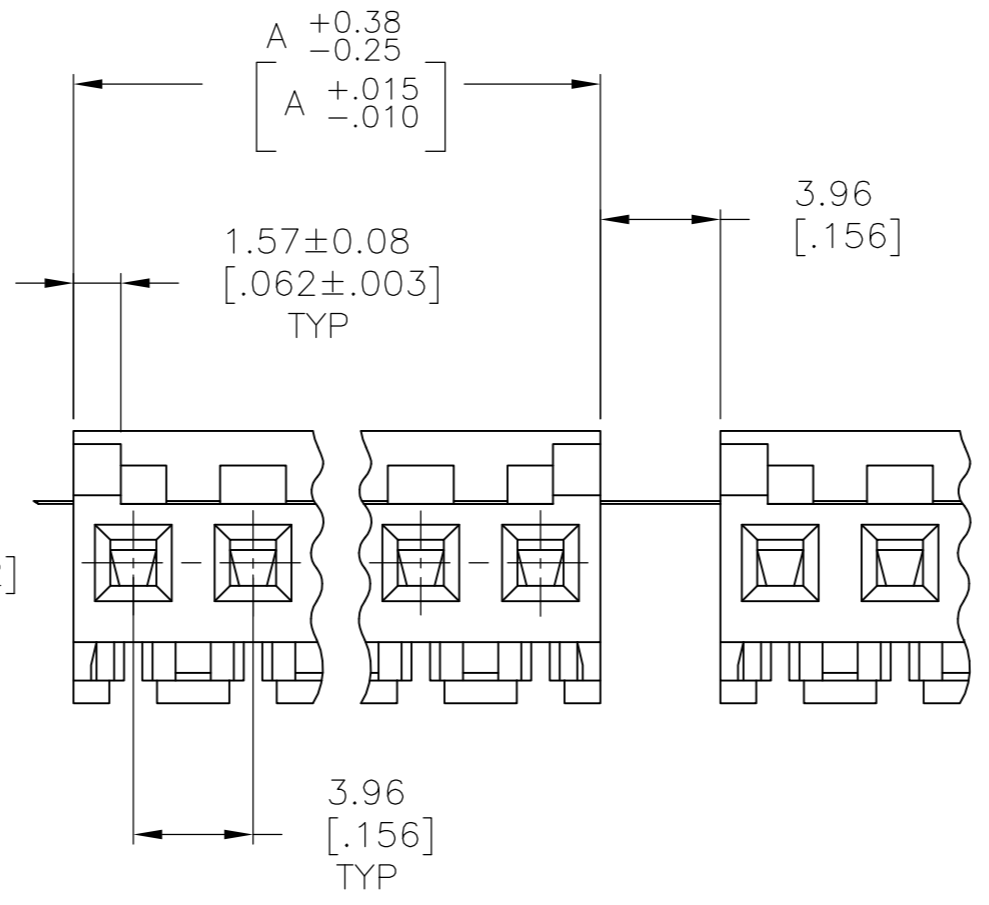
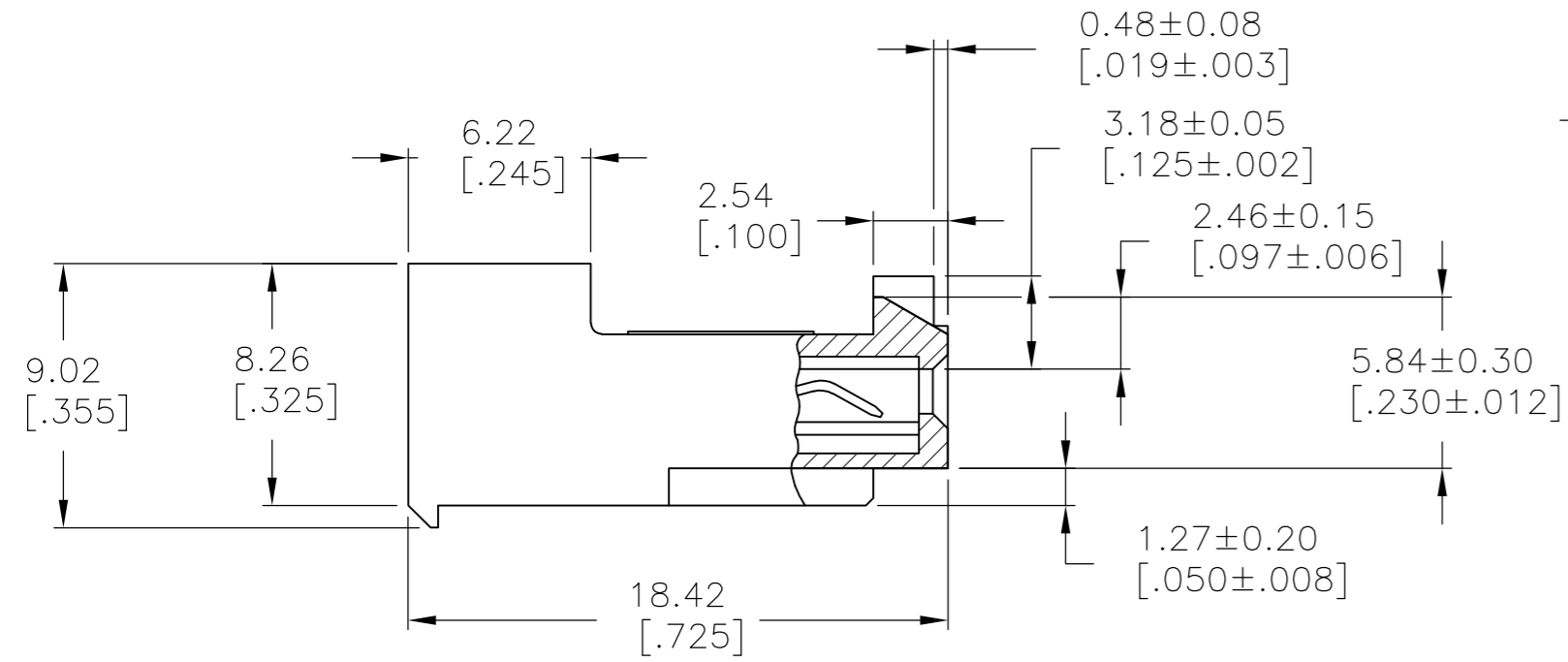
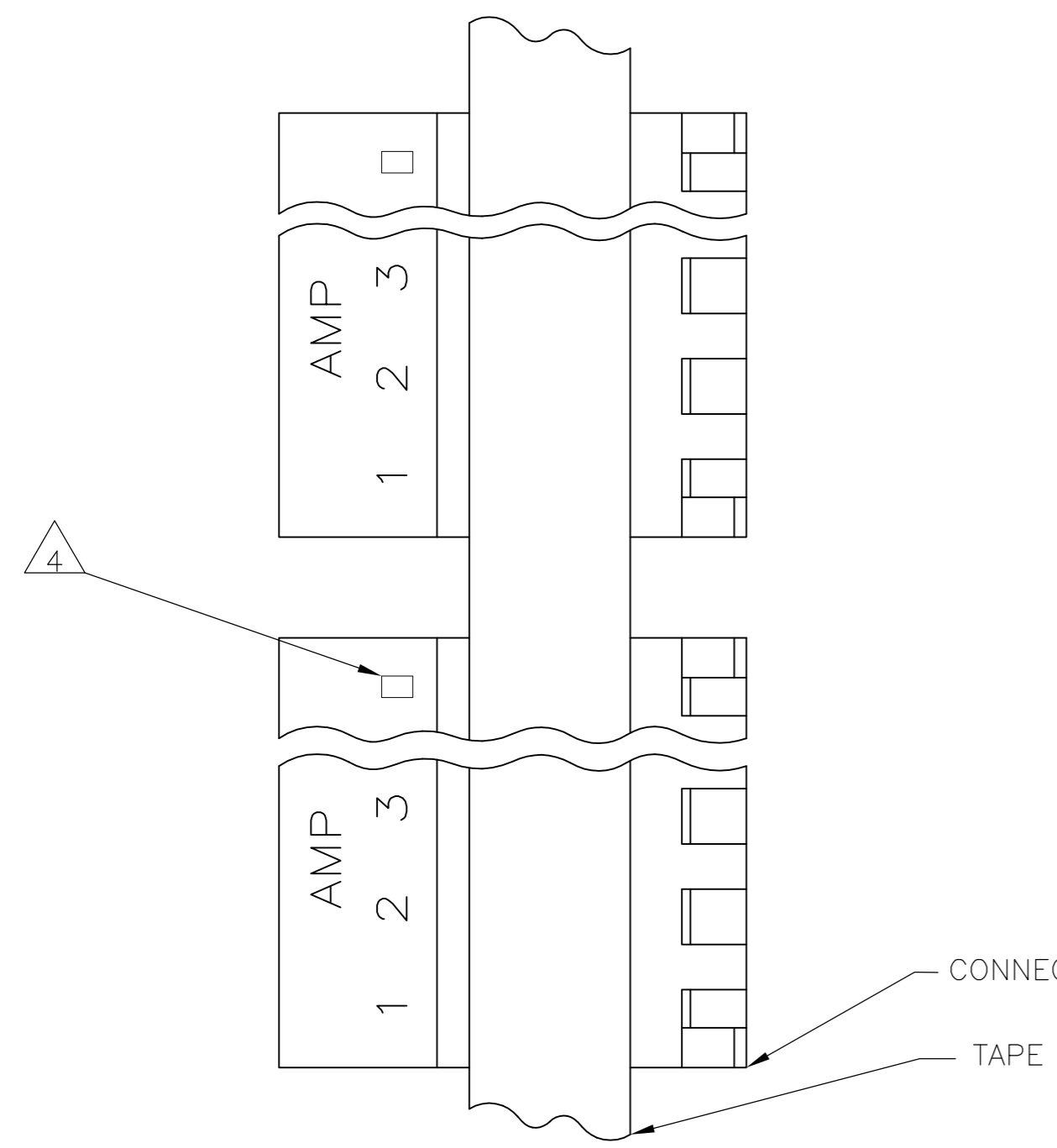


THIS DRAWING IS UNPUBLISHED. RELEASED FOR PUBLICATION  
 © COPYRIGHT - By - ALL RIGHTS RESERVED.

LOC	DIST	REVISIONS					
CM	00	P	LTR	DESCRIPTION	DATE	DWN	APVD
		D			REVISED PER ECO-12-007610	25JUL12	KH

- 1 MATERIAL: CONNECTOR - NYLON UL94V-2 .  
CONTACTS - 0.30 [.012] THICK COPPER ALLOY  
BRIGHT TIN-LEAD 0.00203 [.000080] MIN THICK  
FOR CONTACTS 644878-2 THRU 2-644878-4,  
MATTE WHISKER MITIGATED TIN 0.00203 [.000080] MIN THICK  
FOR CONTACTS 3-644878-2 THRU 5-644878-4
- 2 CONTACTS ACCEPT 18 AWG WIRE WITH 2.41 [.095] MAX  
INSULATION DIAMETER.
- 3 CONTACTS MUST ACCEPT 1.14±0.03 [.045±.001] SQUARE  
POST AND REMAIN LOCKED IN POSITION.
- 4 IDENTIFICATION NUMBER FOR LAST CIRCUIT MAY  
NOT APPEAR ON ALL ASSEMBLIES.
- 5 DIMENSIONS IN BRACKETS ARE IN INCHES.
- 6 HOUSING FEATURES ARE: CLOSED END WITH LOCKING  
RAMP AND POLARIZING TAB.
- 7 OBSOLETE PARTS: OBSOLETE CIS STREAMLINING PER D.RENAUD/D.SINISI
- 8 ORANGE COLOR STRIPE ON HOUSING (NOT SHOWN) MAY RUN DOWN BETWEEN RIBS.



DIM A	NO. OF CIRCUITS	PART NO
95.10 [3.744]	24	5-644878-4
91.14 [3.588]	23	5-644878-3
87.17 [3.432]	22	5-644878-2
83.21 [3.276]	21	5-644878-1
79.25 [3.120]	20	5-644878-0
75.29 [2.964]	19	4-644878-9
71.32 [2.808]	18	4-644878-8
67.36 [2.652]	17	4-644878-7
63.40 [2.496]	16	4-644878-6
59.44 [2.340]	15	4-644878-5
55.47 [2.184]	14	4-644878-4
51.51 [2.028]	13	4-644878-3
47.55 [1.872]	12	4-644878-2
43.59 [1.716]	11	4-644878-1
39.62 [1.560]	10	4-644878-0
35.66 [1.404]	9	3-644878-9
31.70 [1.248]	8	3-644878-8
27.74 [1.092]	7	3-644878-7
23.77 [.936]	6	3-644878-6
19.81 [.780]	5	3-644878-5
15.85 [.624]	4	3-644878-4
11.89 [.468]	3	3-644878-3
7.92 [.312]	2	3-644878-2
95.10 [3.744]	24	2-644878-4
91.14 [3.588]	23	2-644878-3
87.17 [3.432]	22	2-644878-2
83.21 [3.276]	21	2-644878-1
79.25 [3.120]	20	2-644878-0
75.29 [2.964]	19	1-644878-9
71.32 [2.808]	18	1-644878-8
67.36 [2.652]	17	1-644878-7
63.40 [2.496]	16	1-644878-6
59.44 [2.340]	15	1-644878-5
55.47 [2.184]	14	1-644878-4
51.51 [2.028]	13	1-644878-3
47.55 [1.872]	12	1-644878-2
43.59 [1.716]	11	1-644878-1
39.62 [1.560]	10	1-644878-0
35.66 [1.404]	9	644878-9
31.70 [1.248]	8	644878-8
27.74 [1.092]	7	644878-7
23.77 [.936]	6	644878-6
19.81 [.780]	5	644878-5
15.85 [.624]	4	644878-4
11.89 [.468]	3	644878-3
7.92 [.312]	2	644878-2

7 SUPERSEDED  
 7 SUPERSEDED  
 7 SUPERSEDED

644878

THIS DRAWING IS A CONTROLLED DOCUMENT.

DWN R. VESTAL 25 MAY 95	 TE Connectivity	MTA-156 CONNECTOR ASSEMBLY 18 AWG, STANDARD, TAPE MOUNTED		
CHK R. SWING 25 MAY 95				
APVD D. CLARK 25 MAY 95				
PRODUCT SPEC				
108-1051	SIZE A2	CAGE CODE 00779	DRAWING NO C-644878	RESTRICTED TO -
114-1020	WEIGHT -	SCALE 4:1	SHEET 1 OF 1	REV D
MATERIAL 1	FINISH 1	CUSTOMER DRAWING		

