

## Cylindrical House Service Cut-Out Fuse Links and Modular Fuse Holder KR85 Fuse Link

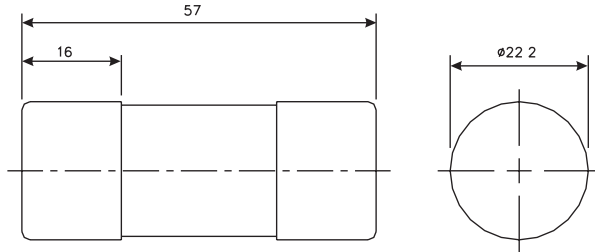


Catalogue Symbol: (Amp rating)KR85

Class of Operation: gG

Fuse Holders: See page 7 and 8 for details

Dimensions - mm:



Standards/Approvals:
 

- ASTA Certified
- BS1361: 1971 including amendments 1, 2 and 3

Description: Designed for use in conventional house service cut-outs (Cooper Bussmann part number 6080SP)

Packaging: Pack quantity: 20  
MOQ: 20

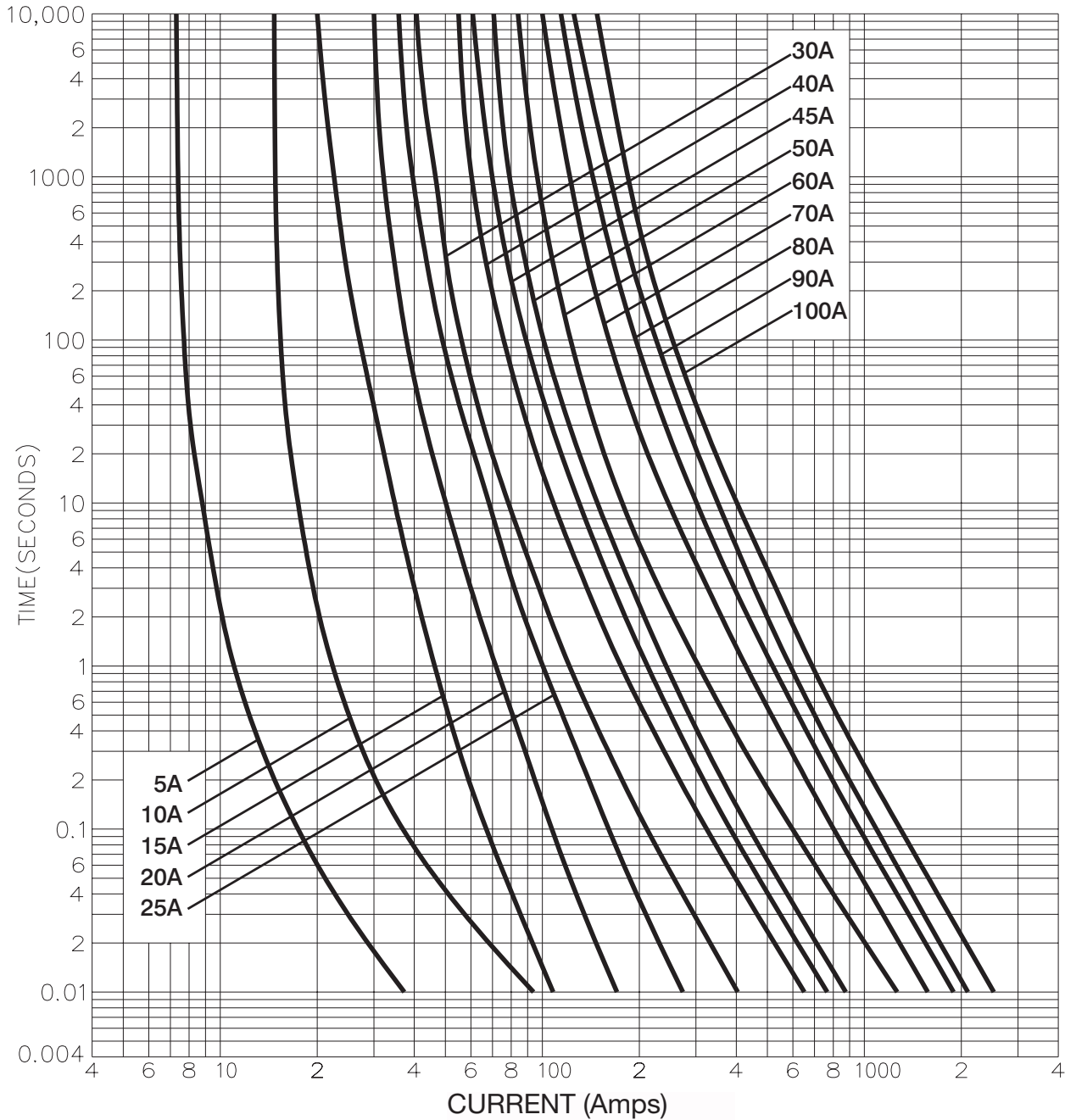
Technical Data:  
Rated voltage: 415Vac  
Amps: 5 to 100A  
Rated breaking capacity: 33kA

Amp Rating/ Catalogue Number	I <sup>2</sup> t (Amp <sup>2</sup> Seconds)			Nom. Watts Loss
	Pre-Arcing	Total at 240V	Total at 415V	
5KR85	8.4	15	23.5	2.5
10KR85	84	150	235	3.3
15KR85	53	90	130	2.9
20KR85	215	360	510	2.6
25KR85	480	815	1150	2.8
30KR85	1000	2700	5700	3.0
40KR85	2500	6800	14000	3.8
45KR85	3600	9880	20500	3.8
50KR85	4720	13000	27000	4.2
60KR85	9100	25000	52000	4.3
70KR85	17000	29000	40500	4.8
80KR85	24500	41500	58500	5.4
90KR85*	33000	56500	79500	5.7
100KR85*	43500	73500	105000	6.1

\* Not recommended for use in the UK. If 90A or 100A fuse links are required in the UK please use Cooper Bussmann 100LR85 and Cooper Bussmann 100SP fuse holder instead.

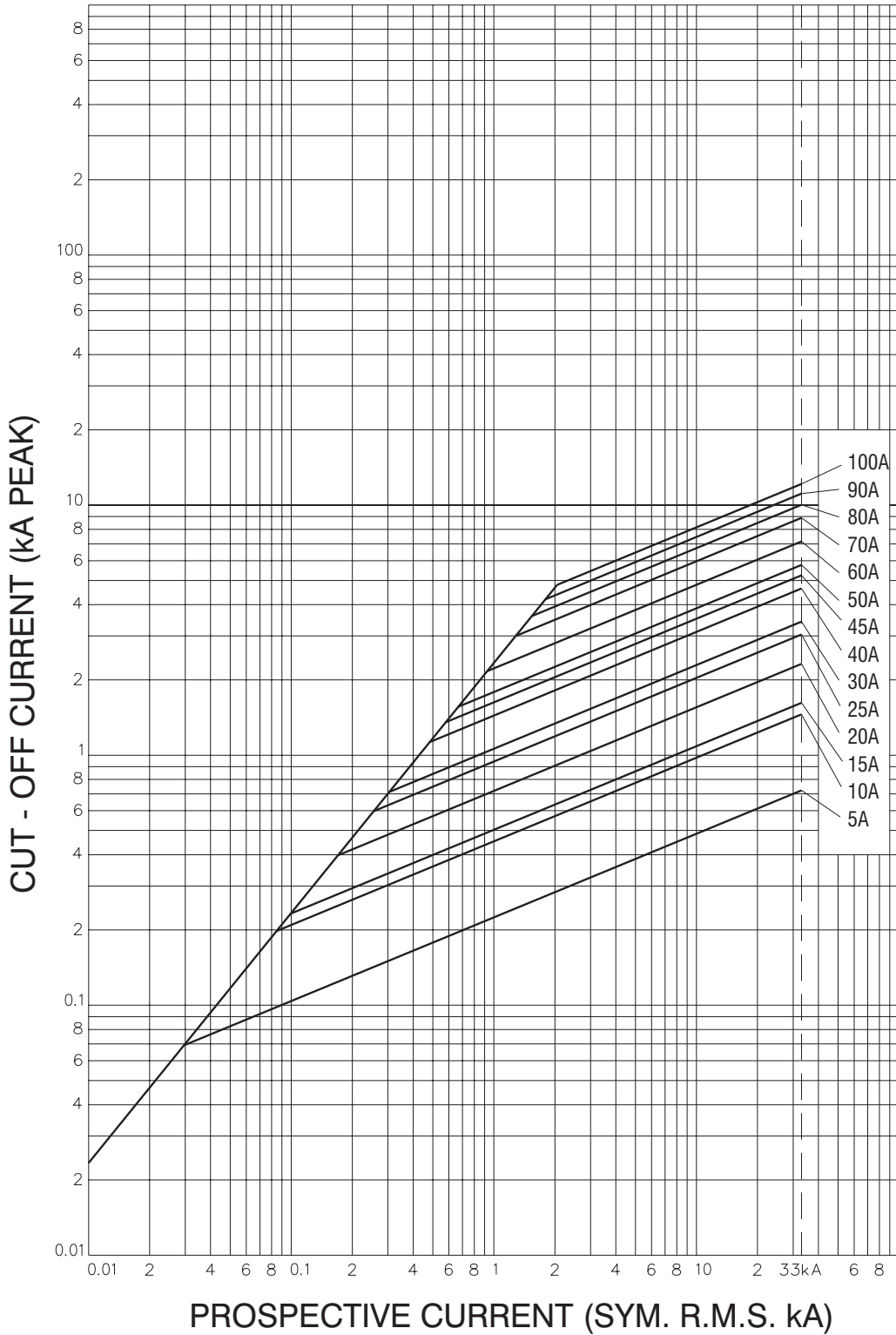
Cylindrical House Service Cut-Out Fuse Links and Modular Fuse Holder  
KR85 Fuse Link

Time-Current Curve Characteristics



Cylindrical House Service Cut-Out Fuse Links and Modular Fuse Holder  
KR85 Fuse Link

Cut-Off Current Curves

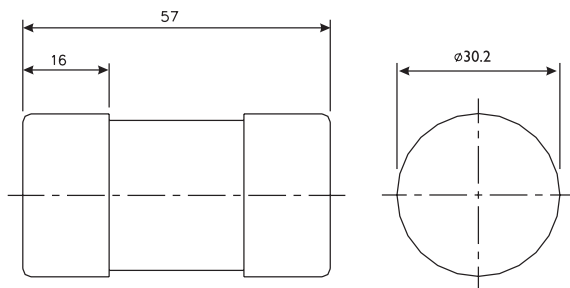


## Cylindrical House Service Cut-Out Fuse Links and Modular Fuse Holder LR85 Fuse Link



**Catalogue Symbol:** (Amp rating)LR85  
**Class of Operation:** gG  
**Fuse Holders:** See page 7 and 8 for details

**Dimensions - mm:**



**Standards/Approvals:**

- ASTA Certified
- BS1361: 1971 including amendments 1, 2 and 3

**Description:** Designed for use in conventional house service cut-outs (Cooper Bussmann part number 100SP).

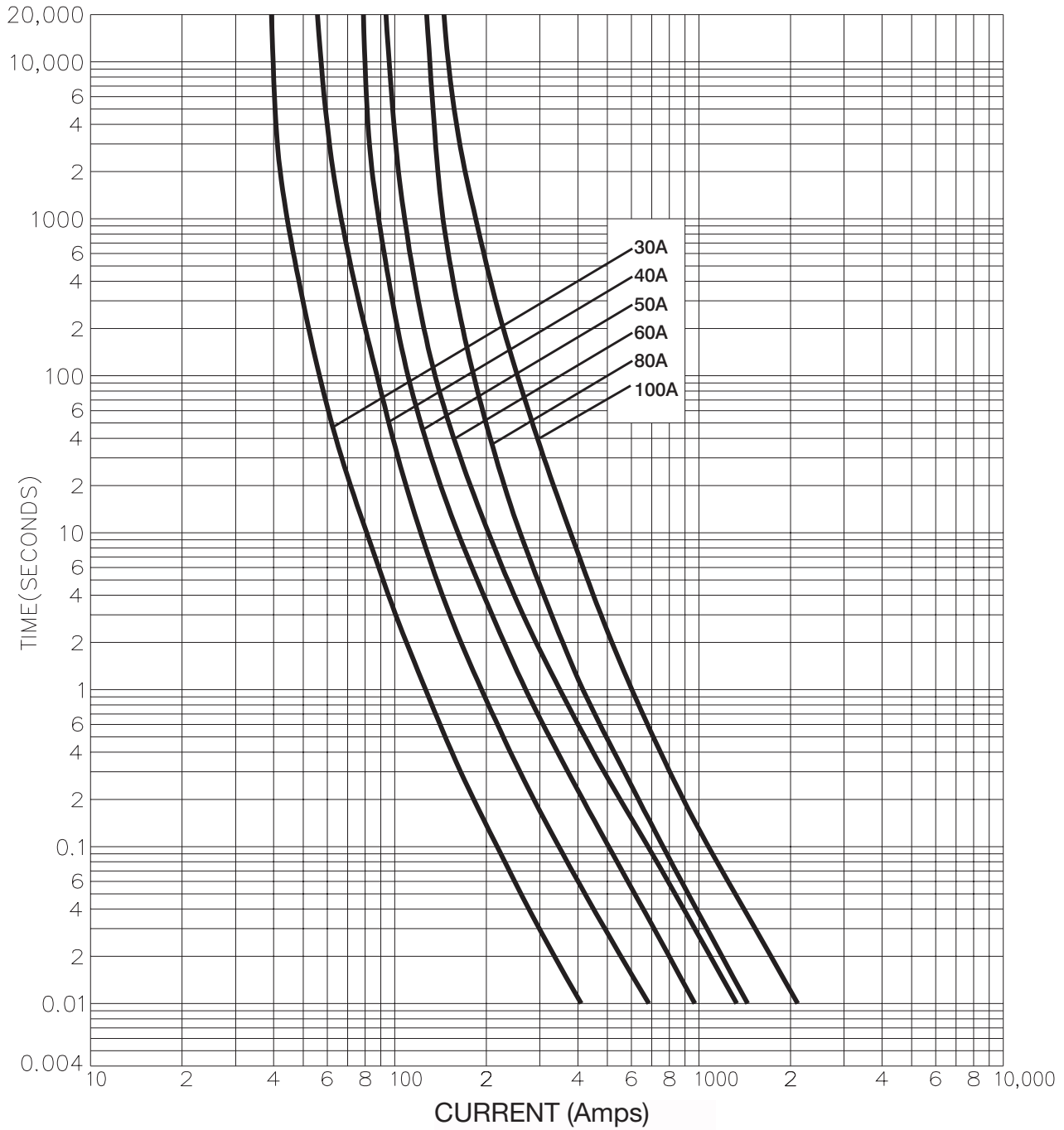
**Packaging:** Pack quantity: 20  
MOQ: 20

**Technical Data:**  
 House service fuse links  
 Rated voltage: 415Vac  
 Amps: 30 to 100A  
 Rated breaking capacity: 33kA

Amp Rating/ Catalogue Number	I <sup>2</sup> t (Amp <sup>2</sup> Seconds)			Nom. Watts Loss
	Pre-Arcing	Total at 240V	Total at 415V	
30LR85	1200	2300	3600	3.4
40LR85	3680	6900	11000	3.5
50LR85	6360	12000	19100	4.1
60LR85	12700	24000	38100	4.5
80LR85	13200	38100	82500	4.9
100LR85	26900	57300	99500	5.0

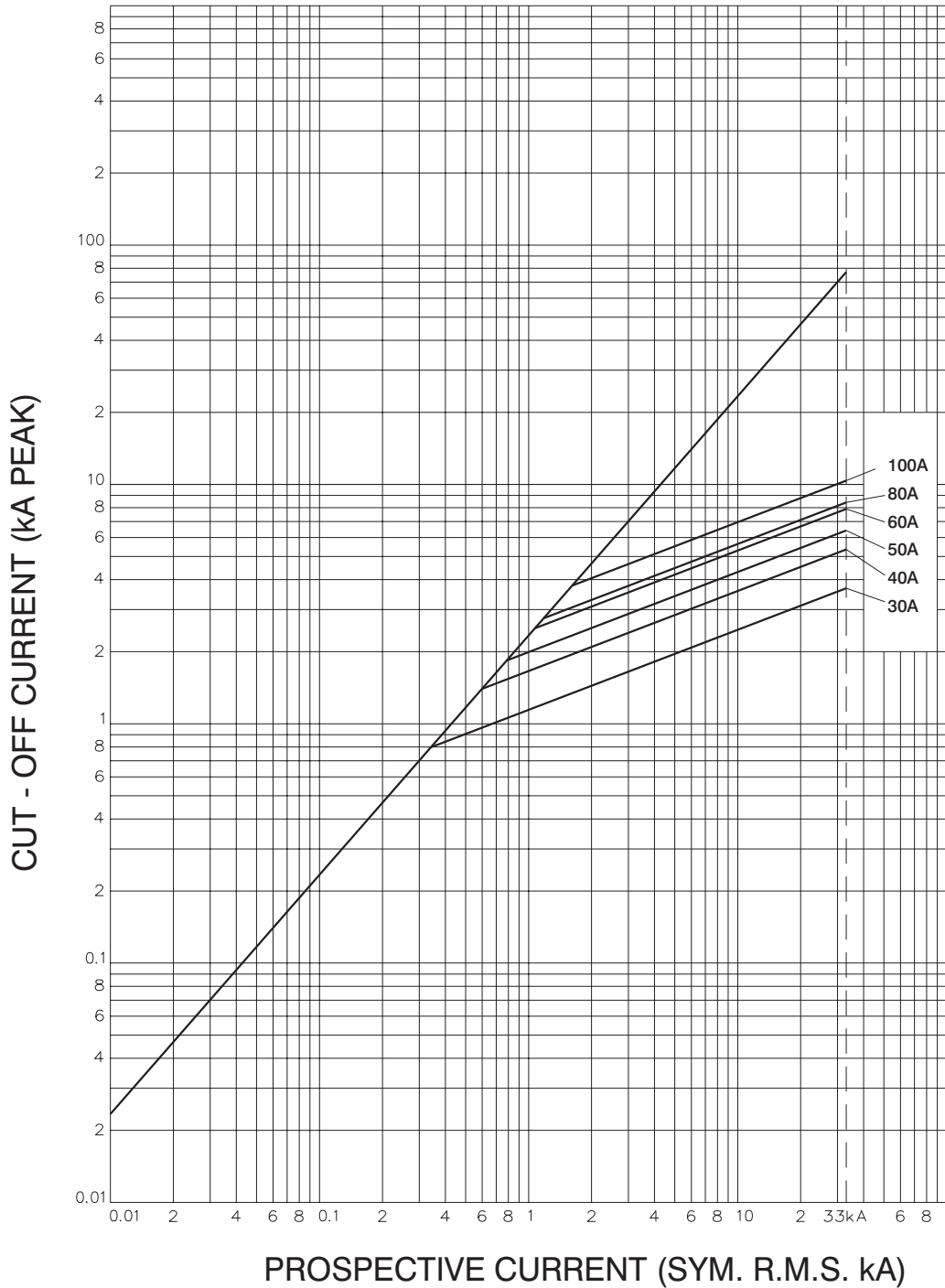
Cylindrical House Service Cut-Out Fuse Links and Modular Fuse Holder  
LR85 Fuse Link

Time-Current Curves Characteristics



Cylindrical House Service Cut-Out Fuse Links and Modular Fuse Holder  
LR85 Fuse Link

Cut-Off Current Curves



## Cylindrical House Service Cut-Out Fuse Links and Modular Fuse Holder Fuse Holder



**Part Numbers:**

6080SP: Single-pole unit 60/80A  
 100SP: Single-pole unit 100A

CNE-HS: Single-pole **combined** neutral and earth module  
 SNE-HS: Single-pole **separate** neutral and earth module

**Standards/Approvals:**

- BS 7657
- Third party verified

**Description:** House service cut-out for use with house service fuse links, Cooper Bussmann part numbers KR85 / LR85 or equivalent.

**Packaging:** Pack quantity: 10  
 MOQ: 10

**Technical Data:**

Rated voltage: 415Vac  
 Amps: 60/80A and 100A  
 Rated breaking capacity: as per BS 1361, 33kA

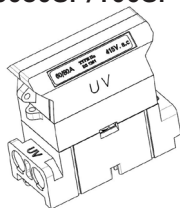
**Accessory Catalogue Numbers**

SP-HS-COVER: Single-pole and neutral crutch cover  
 TP-HS-COVER: Three-pole and neutral crutch cover  
 SPARES-KITS-HS: 2 grommets, 2 "H" mouldings, 1 adaptor, 1 screw  
 TOOL-HS: Cable entry plug removal tool

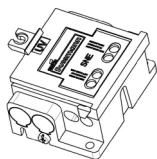
**Features:**

- Modularity
- Thermally efficient
- Ease of installation
- Reverse polarity
- Third party approved

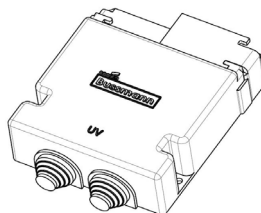
6080SP/100SP



SNE-HS/CNE-HS



SP-HS-COVER



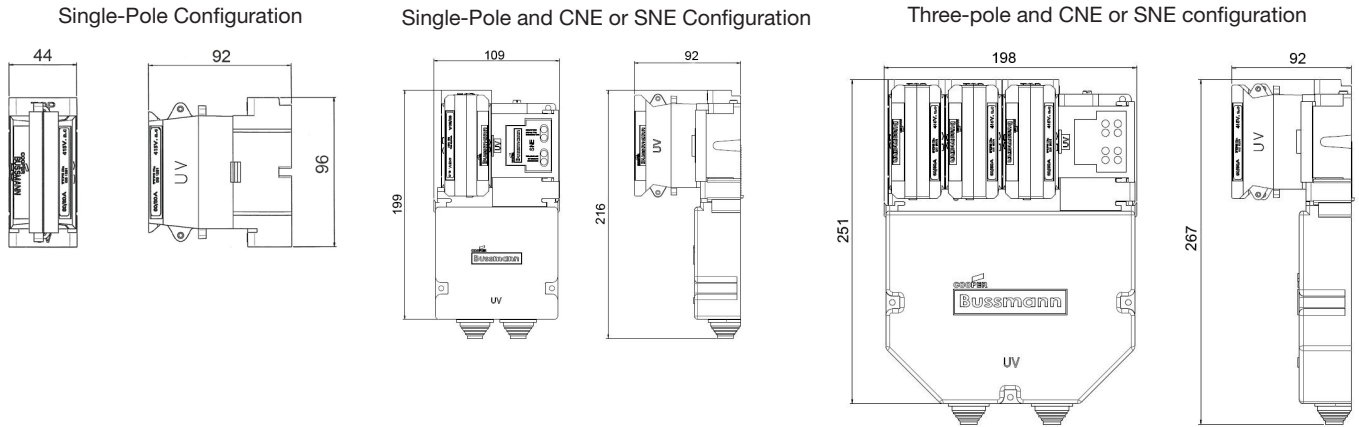
TP-HS-COVER



# Cylindrical House Service Cut-Out Fuse Links and Modular Fuse Holder

## Modular Fuse Holder

### Modular Fuse Holder Dimensions - mm



### Modular Fuse Holder Recommended Torque Values

