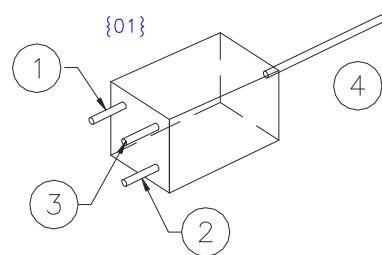
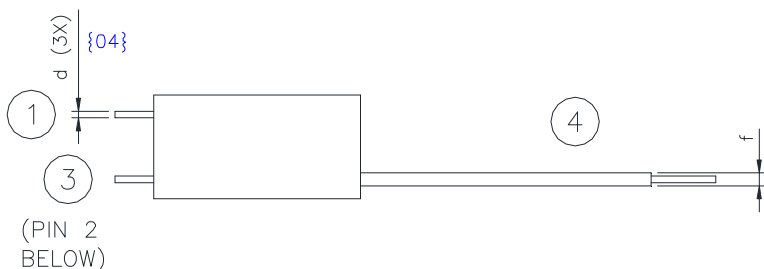
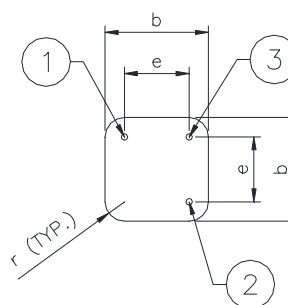
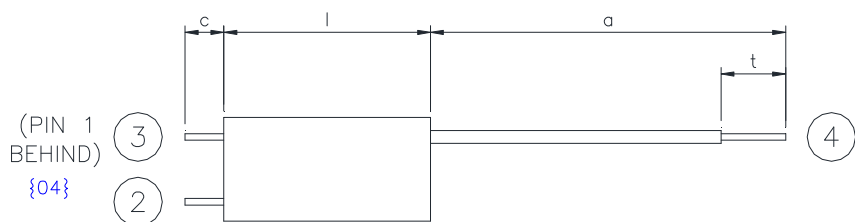


MECHANICAL DATA



e	: 5.0 ± 0.5
l	: 16 ± 0.5
d	: Ø0.5
r	: R1.5


a	: 50.0 ± 5
b	: 8.0 ± 0.3
c	: 3.0 min.
f	: Ø1.0
t	: 5.0 ± 2

Pin 1 Primary
Pin 3 Secondary

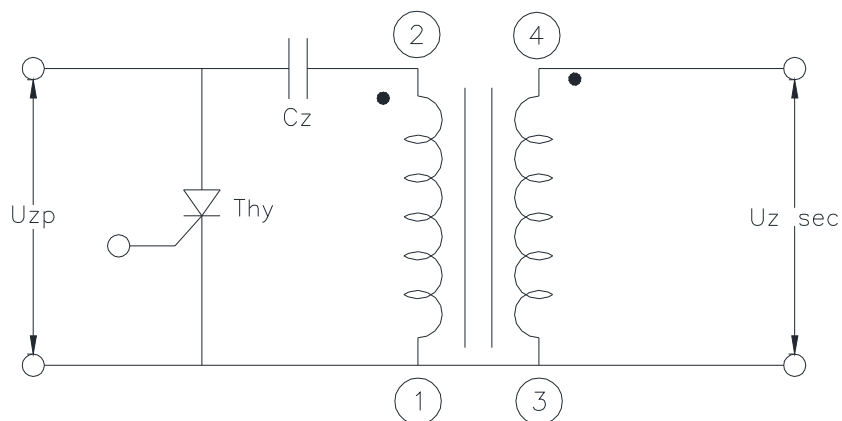
Pin 2 Primary
Pin 4 Secondary High Voltage

Remarks

- Operating temperature : -30°C to +80°C
- {03}
- All solder materials are to be leadfree.
- RoHS compliance {01}

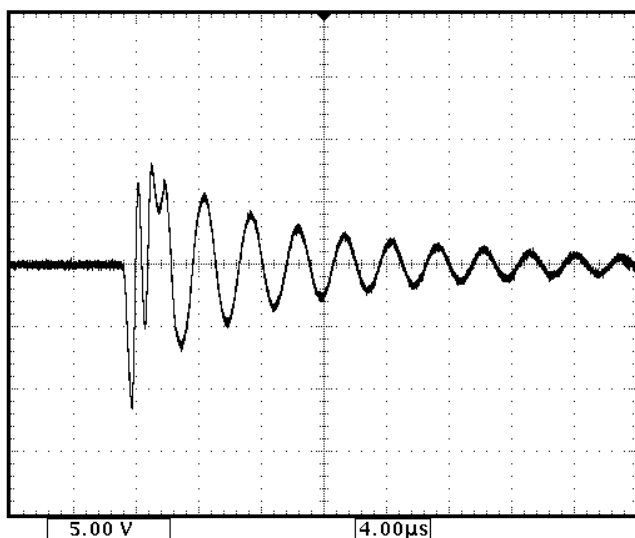
				NAME	DATE	DEPARTMENT	 <p>{03}</p> <p>8 TRACTOR ROAD SINGAPORE 627969</p>	
				DRAWN	MICHAEL LI	06.01.2011		COE
				CHECKED	MICHAEL LI	06.01.2011		COE
04	-1&2/04X3	25.07.14	MAUNG TT	ZS 1052-1(H)				PAGE 1 OF 2
03	-1,2&3/03x4	04.04.13	MAUNG TT					
02	-3/02X1	21.07.10	LMICHAEL					
01	-1&2/01X1	09.01.12	LMICHAEL					
REV	CHANGE	DATE	NAME					

OPERATING DATA




Item	Primary	Secondary
Resistance	325 mohm max.	150 ± 15 ohm
Primary Voltage, Uzp	300 V	--
Primary Capacitance, Cz	0.047 µF	--
Secondary Voltage, Uz sec	--	9.5 kV min
Polarity of 1 st peak	--	1 st peak negative
Inductance @ 1 kHz	20 ± 4 µH	20 ± 5 mH

Typical Waveform:



Unloaded high voltage output
4 µs/div 5kV/div

	NAME	DATE	DEPARTMENT	 <p>EXCELITAS TECHNOLOGIES {03}</p> <p>8 TRACTOR ROAD SINGAPORE 627969</p>
DRAWN	MICHAEL LI	06.01.2011	COE	
CHECKED	MICHAEL LI	06.01.2011	COE	
DRAWN				
ZS 1052-1(H) {04}				PAGE 2 OF 2